



Lead Strong ePortfolio

Instructions for creating a site from the ePortfolio template.

If you do not have a Gmail account, please sign up for one for free on Google. You will need an account to create your site.

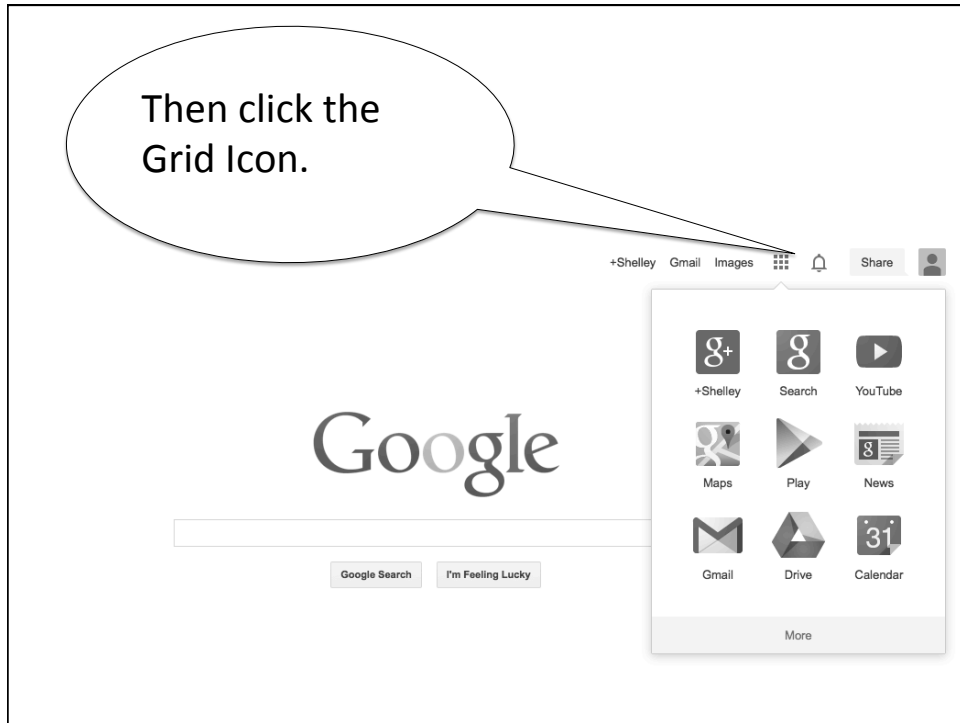
If you need assistance, please contact me : wernersr@dadeschools.net

Log into your Google account

+Shelley Gmail Images ⋮ 🔔 Share 👤

Google

Google Search I'm Feeling Lucky



Google

About Google Products

Web

- Web Search**
Search billions of web pages
- Google Chrome**
A browser built for speed, simplicity and security
- Toolbar**
Add a search box to your browser
- Bookmarks**
Access your bookmarks and starred items

Mobile

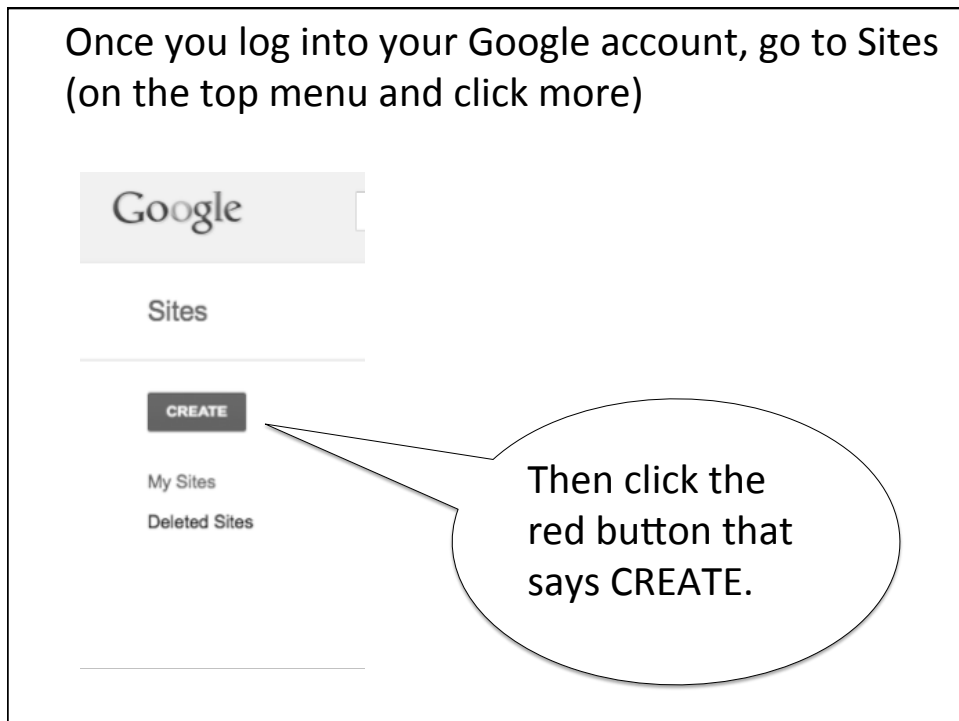
- Mobile**
Get Google products on your mobile phone
- Maps for mobile**
View maps, your location and get directions on your phone
- Search for Mobile**
Search Google wherever you are

This page appears

Home & Office

- Drive**
Create, share and keep all your stuff in one place
- Calendar**
Organize your schedule and share events with friends
- Gmail**
Fast, searchable email with less spam
- Sites**
Create websites and secure group wikis
- Translate**
Instantly translate text, web pages, and files between over 50 languages
- Voice**
One number for all your phones, online voicemail and cheap calling
- Google Wallet**
Make your phone your wallet
- Google Cloud Print**
Print anywhere, from any device

Scroll down to Home & Office



CREATE Cancel

Select a template to use:

Blank template Classroom site Soccer team Spring Floral Wedding Instructional

Browse the gallery for more

Name your site:

Site location - URLs can only use the following characters: A-Z,a-z,0-9
https://sites.google.com/site/

**Then click
Browse the
gallery for
more**

Google Search my sites Search

Search my sites

werners8@gmail.com

Sites

Select a Site Template

Public Lead Strong Portfolio

Classroom site

Professional site template

Soccer team

Project wiki

**Type
Lead Strong
Portfolio
in the search box**



Google Search my sites wernersr@gmail.com

Sites

Select a Site Template

Lead Strong Portfolio
By snvnersr
Lead Strong Portfolio Template for use with the 2013-2014 cohort.
Gadget from template directory

Click on the link *Gadget from template directory...*

Lead Strong Portfolio Updated Oct 24, 2013, 8:51 AM
Lead Strong Portfolio Template for use with the 2013-2014 cohort.

USE TEMPLATE

Lead Strong Portfolio

Home


- Leadership Competency Review
- Domain 1
 - Standard 1
 - Standard 2
- Domain 2
 - Standard 3
 - Standard 4
 - Standard 5
- Domain 3
 - Standard 6
 - Standard 7
 - Standard 8
 - Standard 9
- Domain 4


Subpages (1): [Leadership Competency Review](#)


Click on Use Template


CREATE Cancel

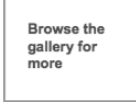
Select a template to use:

 Blank template

 Classroom site 🔍

 Soccer team 🔍

 Spring Floral Wedding Instructional 🔍




Name your site:


Site location - URLs can only use the following characters: A-Z,a-z,0-9
https://sites.google.com/site/


Name your site


CREATE Cancel


Select a template to use:

 Blank template

 Classroom site 🔍

 Soccer team 🔍

 Spring Floral Wedding Instructional 🔍



Name your site:

Site location - URLs can only use the following characters: A-Z,a-z,0-9
https://sites.google.com/site/

This will be your site's web address

You should see your site appear.

You can find it through the address, or by going to Google like you did in the first step and clicking on sites.



To edit your site, you must first click on the edit icon at the top of the page.